
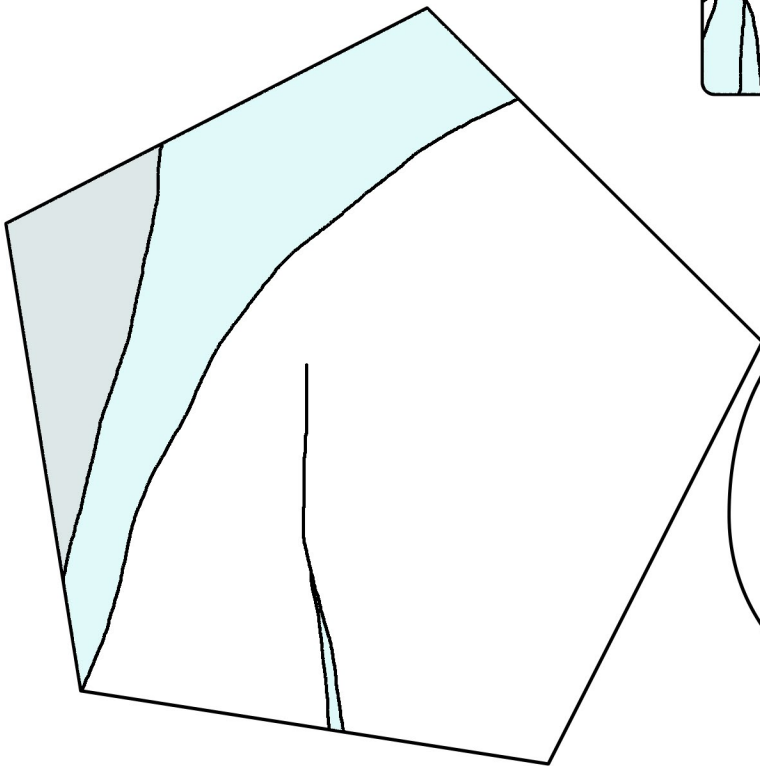




My suggestion: Cut out the pieces and have the children put them over one word at a time as you read the scripture together. For example, read it through the first time together pointing to each word, then have a child put the picture over with words, “thou art the” then read it again. Then have a child put a picture over “Christ” and read it again, until the picture is completed and the scripture is memorized. Your children might not be able to read, but the rhythm and touching each written word is still really good for pre-readers. Let the children trade shapes and do it again as long as the children are still interested.



Come follow me- for PRimary “Ask the children to listen for what Peter said as you read Matthew 16:15–17. (See also “Chapter 32: Peter Testifies of Christ,” in *New Testament Stories*, 76–77, or the corresponding video on [ChurchofJesusChrist.org](http://ChurchofJesusChrist.org).) Explain that Peter was bearing his testimony of Jesus Christ. Read the verses again. (Or show the video again.) This time ask the children to listen for who told Peter that Jesus Christ was the Son of God.”